

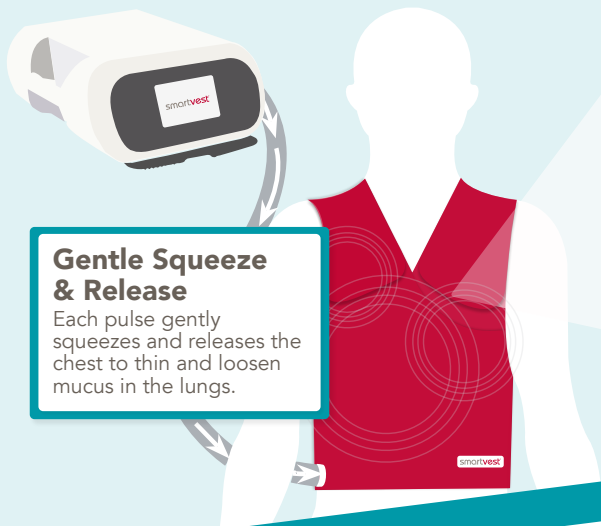
Airway Clearance 101:

High Frequency Chest Wall Oscillation (HFCWO) therapy is an effective and comfortable airway clearance technique for managing symptoms of bronchiectas and other chronic lung conditions.

How Does SmartVest® HFCWO Therapy Work?

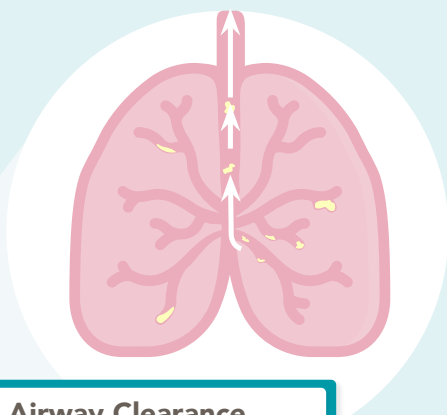
Air-Pulse Technology

A generator delivers repeating pulses of air through a single hose to an inflated wearable vest.



Gentle Squeeze & Release

Each pulse gently squeezes and releases the chest to thin and loosen mucus in the lungs.



Airway Clearance

Mucus is propelled upward toward major airways where it can be coughed out more easily.

On Average, How Often Is HFCWO Therapy Performed?

2x
per day

30
minutes
per session

7
days
per week

CONTINUED ON BACK >

Why SmartVest for Airway Clearance?

Living with a chronic lung condition, like bronchiectasis or COPD (chronic obstructive pulmonary disease), can cause a person to experience airway obstruction.

As a result, the lungs struggle to transfer oxygen to the rest of the body and clear mucus independently, leading to inflammation and infection.

HFCWO therapy via SmartVest delivers the following benefits you can expect instantly!

360° Chest Coverage

SmartVest targets the upper and lower lobes of the lungs simultaneously.

More Breathing Room™

On average, SmartVest releases 91% of its air between compressions.¹

Personalized Therapy

SmartVest Connect® allows you to track and monitor therapy performance.

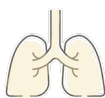
What Else Can SmartVest Save You?

SmartVest is clinically proven to help patients find relief from their chronic symptoms and prevent flare ups that require hospitalizations and increased antibiotic usage.



Reduces Rx Use

Managing mucus buildup can mean less inflammation and infections that require antibiotics.²



Improves Lung Function

As part of an algorithm of care, SmartVest may help stabilize lung function and reduce exacerbations.³



Cost Savings

SmartVest can reduce hospitalizations and prescription use, helping to lower a patient's costly medical bills.²

To learn more about bronchiectasis and airway clearance visit smartvest.com/airway-clearance

smartvest

AIRWAY CLEARANCE SYSTEM

Questions?

Contact SmartVest

at 800.462.1045

or visit smartvest.com

¹Kempainen RR, Milla C, Dunitz J, Savik K, Hazelwood A, Williams C, et al. Comparison of settings used for high-frequency chest wall compression in cystic fibrosis. *Respir Care*. 2010;55(6):695701.

²Pokorney J. Comparison of Oscillatory Trough Pressure Generated by High Frequency Chest Wall Oscillation (HFCWO) Systems: A White Paper.

³Sievert, CE et al. 2017. Cost-Effective Analysis of Using High Frequency Chest Wall Oscillation (HFCWO) in Patients with Non-Cystic Fibrosis Bronchiectasis. *Respiratory Therapy*, 12(1), 45-49.

⁴Powner, J, et al. Employment of Algorithms of Care Including Chest Physiotherapy Results in Reduced Hospitalizations and Stability of Lung Function in Bronchiectasis. *BMC Pulmonary Medicine*, BioMed Central. 25 Apr. 2019.